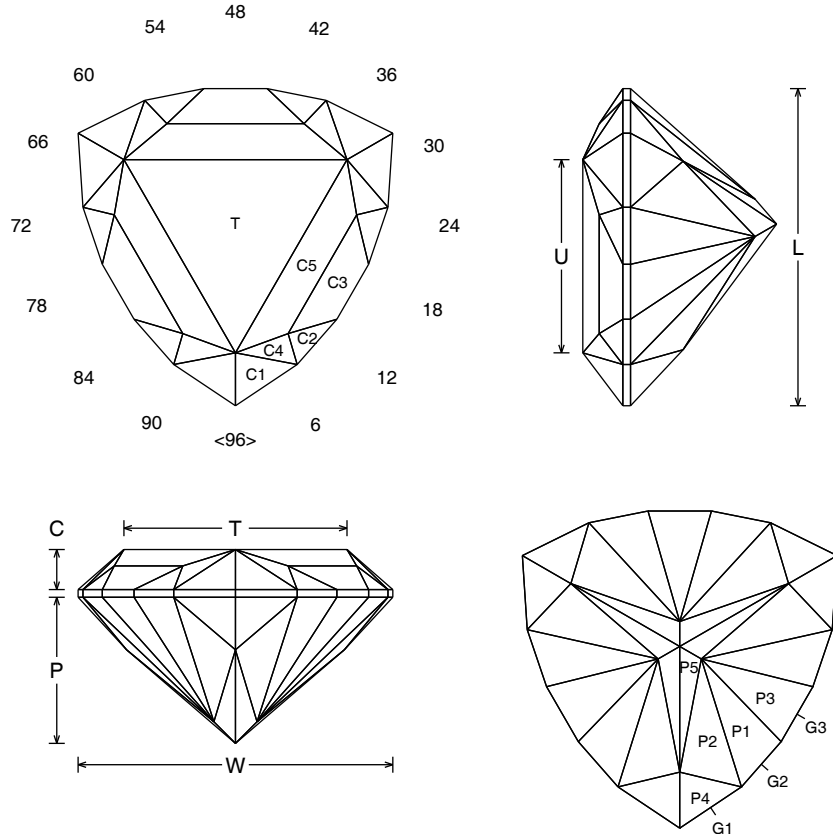


Trilling

AIB062

Andrew Brown - June 2019

Design Information	
Pavilion facets	27
Girdle facets	15
Crown facets	24+1
Total facets	67
Index gear	96
Symmetry	3-fold mirror image
RI range	1.54 to 2.16
L/W = 1.008	T/W = 0.709
U/W = 0.614	P/W = 0.464
C/W = 0.127	V/W ³ = 0.196



Pavilion

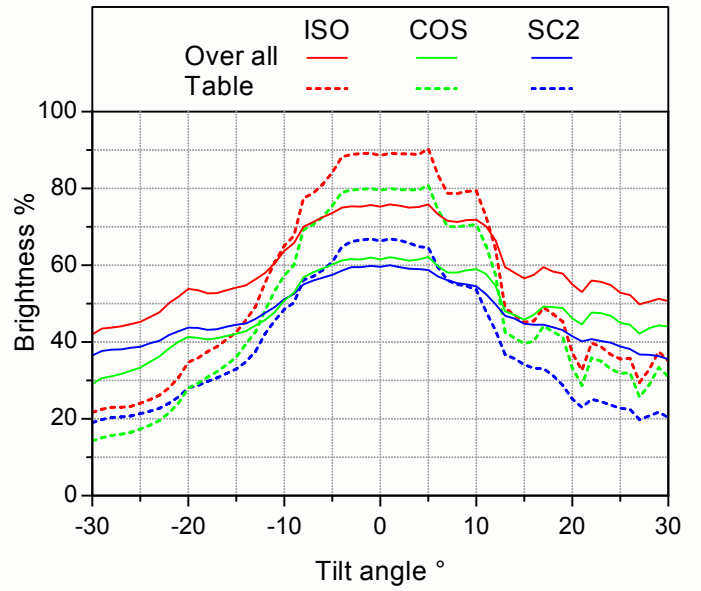
* A = RI 1.54 to 2.16

Facets	A	Index	Instructions
P1	47.38°	13-19-45-51-77-83	Form a TCP
PF1	45.92°	11-21-43-53-75-85	Meet TCP
G1	90.00°	09-23-41-55-73-87	Set stone size
G2	90.00°	13-19-45-51-77-83	Meet G1, PF1, PF2
P2	45.42°	11-21-43-53-75-85	Cut away PF1. Meet G1, G2, P1. Form a new TCP
P3	48.41°	16-48-80	Meet P1, P2
G3	90.00°	16-48-80	Meet G2, P1, P3
P4	48.46°	09-23-41-55-73-87	Meet G1, G2, P1, P2. Establish a level girdle
P5	43.17°	10-22-42-54-74-86	Meet P2, P4 & P1, P2, P3. Form FCP

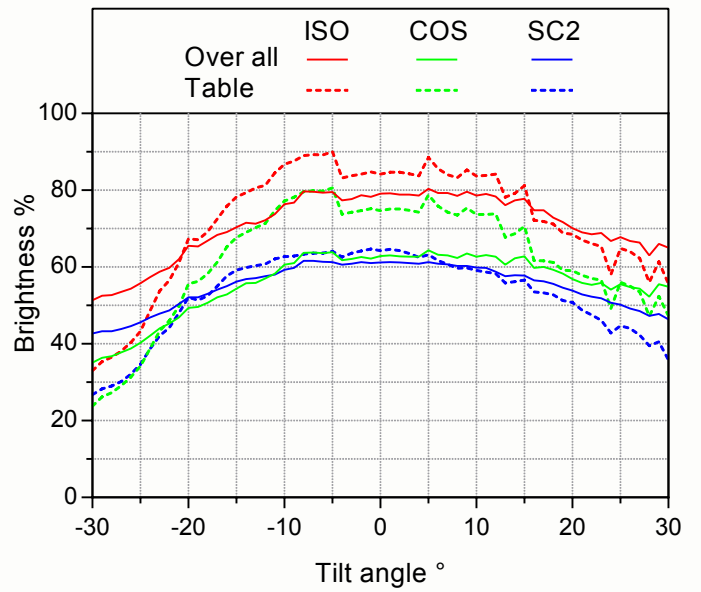
Crown

Facets	A	Index	Instructions
C1	42.30°	09-23-41-55-73-87	Establish girdle width
C2	41.00°	13-19-45-51-77-83	Meet G1, G2, C1. Maintain girdle width
C3	34.00°	16-48-80	Meet G2, G2, C2. Maintain girdle width
C4	38.98°	11-21-43-53-75-85	Meet G1, G2, C1, C2
C5	24.49°	16-48-80	Meet C2, C3, C4 & C1, C4
T	0.00°	Table	Meet C1, C4, C5

RI = 1.54



RI = 1.76



RI = 2.16

