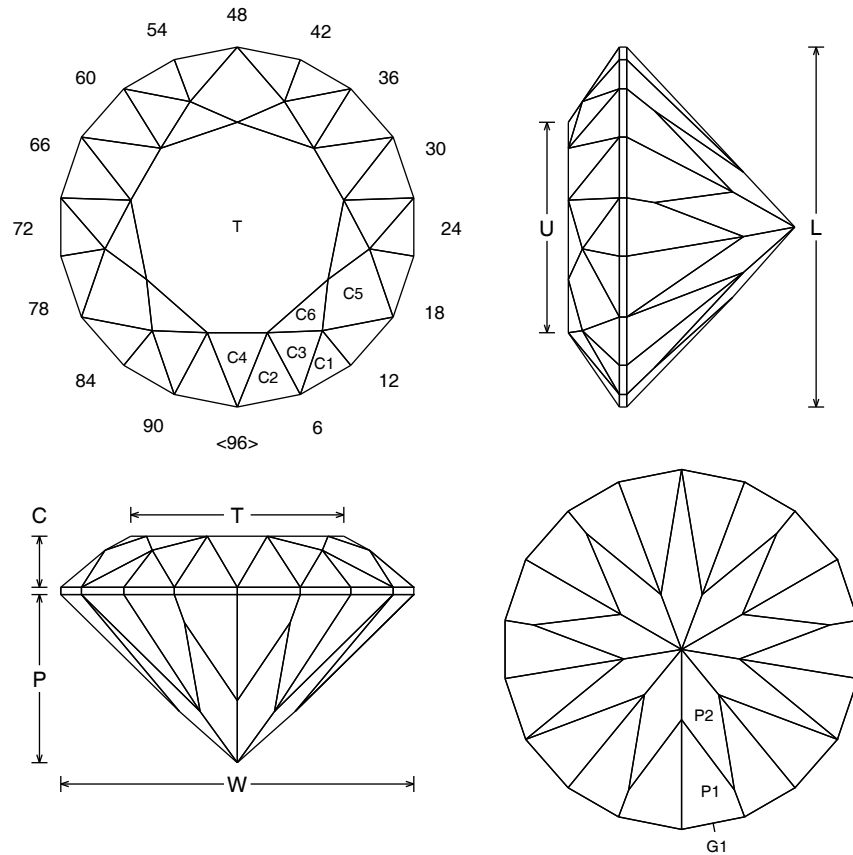


Tristar Brilliance Two

AIB064

Andrew Brown - June 2019

Design Information	
Pavilion facets	27
Girdle facets	18
Crown facets	36+1
Total facets	82
Index gear	96
Symmetry	3-fold mirror image
RI range	1.54 to 2.16
L/W = 1.020	T/W = 0.603
U/W = 0.596	P/W = 0.476
C/W = 0.145	V/W ³ = 0.222



Pavilion

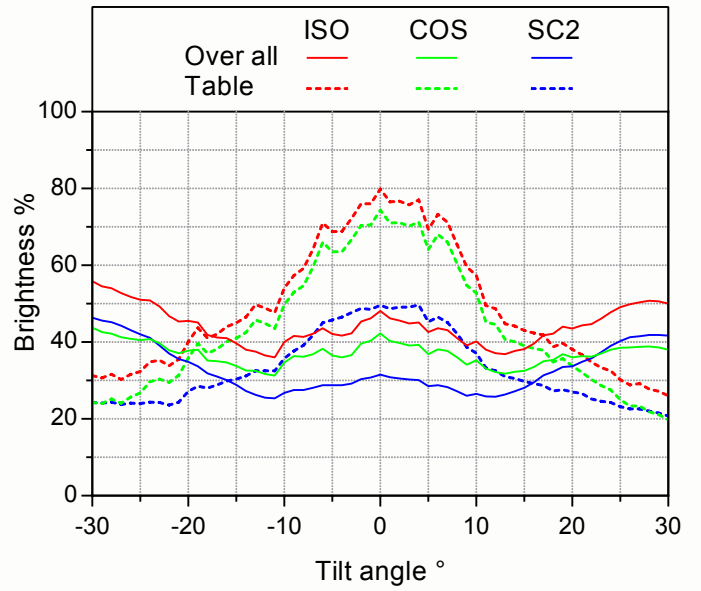
* A = RI 1.54 to 2.16

Facets	A	Index	Instructions
P1	44.56°	03-08-13-19-24-29-35-40-45-51-56-61-67-72-77-83-88-93	Form a TCP
G1	90.00°	03-08-13-19-24-29-35-40-45-51-56-61-67-72-77-83-88-93	Set stone size
P2	43.05°	05-16-27-37-48-59-69-80-91	Meet G1, P1 on indexes 16, 48, 80 to set tier depth. Cut remaining facet to same depth

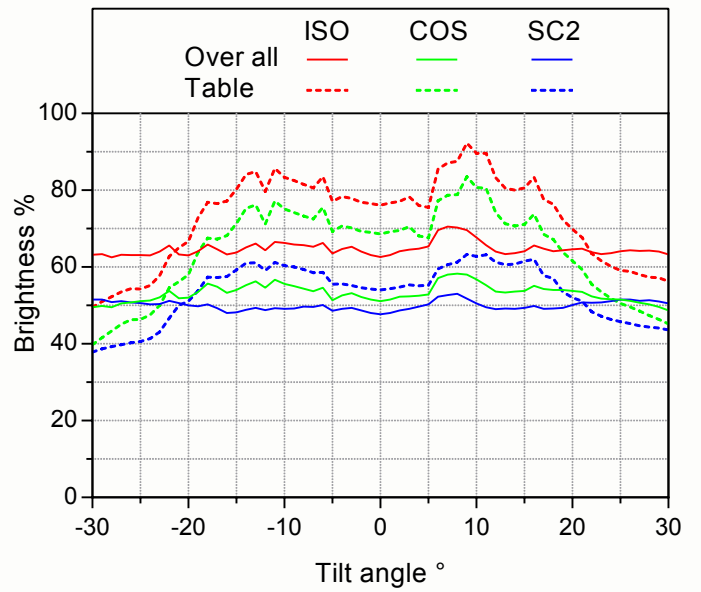
Crown

Facets	A	Index	Instructions
C1	39.92°	08-13-19-24-40-45-51-56-72-77-83-88	Establish girdle width
C2	37.31°	03-29-35-61-67-93	Meet G1, C1. Maintain girdle width
C3	36.23°	06-26-38-58-70-90	Meet G1, C1, C2
C4	34.51°	96-32-64	Meet G1, C2
C5	34.18°	16-48-80	Meet G1, C1 & C1, C3
C6	22.00°	11-21-43-53-75-85	Meet C1, C3, C5 & C2, C3, C4
T	0.00°	Table	Meet C2, C3, C4, C6 & C5, C6

RI = 1.54



RI = 1.76



RI = 2.16

