

TIKIMAN

SWL - September 2019

Facet Data

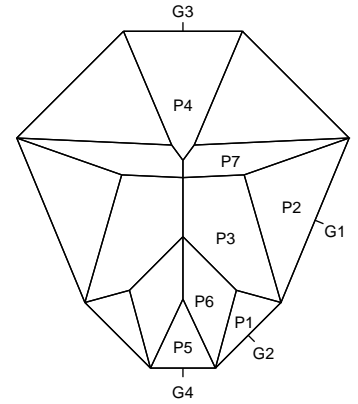
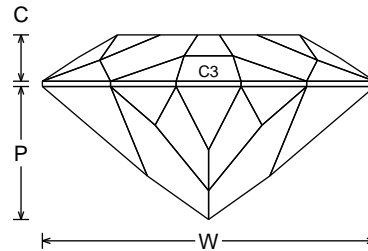
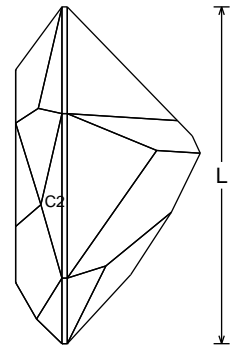
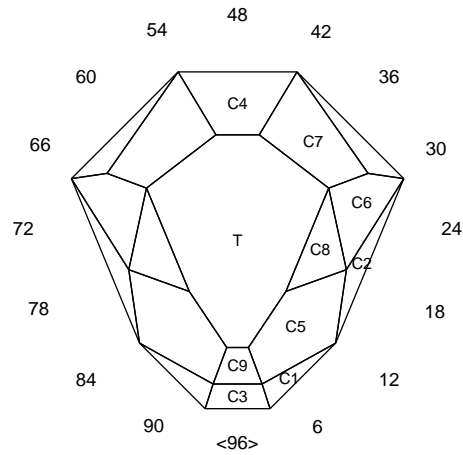
Pavilion facets	14	Pavilion tiers	7
Girdle facets	8	Girdle tiers	4
Crown facets	18	Crown tiers	10
Total facets	40	Total tiers	21

Size Data

L/W	1.013	P/W	0.400
T/W	0.000	C/W	0.139
U/W	0.000	H/W	0.555
V/W ³	0.172	P/C	2.871

Design Data

Angles for R.I.	1.74
Symmetry	1-fold, mirror
Index gear	96



Pavilion

P1	43.89	12-36-60-84
P2	47.19	18-78
G1	90.00	18-78
G2	90.00	12-36-60-84
P3	41.38	15-81
P4	44.09	48
P5	42.59	96
G3	90.00	48
G4	90.00	96
P6	40.88	11-85
P7	39.70	33-63

Crown

C1	47.73	12-36-60-84
C2	49.22	18-78
C3	45.84	96
C4	36.35	48
C5	33.46	15-81
C6	33.46	20-76
C7	32.42	38-58
C8	27.96	18-78
C9	29.80	96
T	0.00	Table